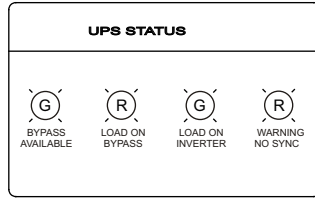


Bypass Transformer

The optional bypass, transformer is housed in the transfer section of any UPS system.

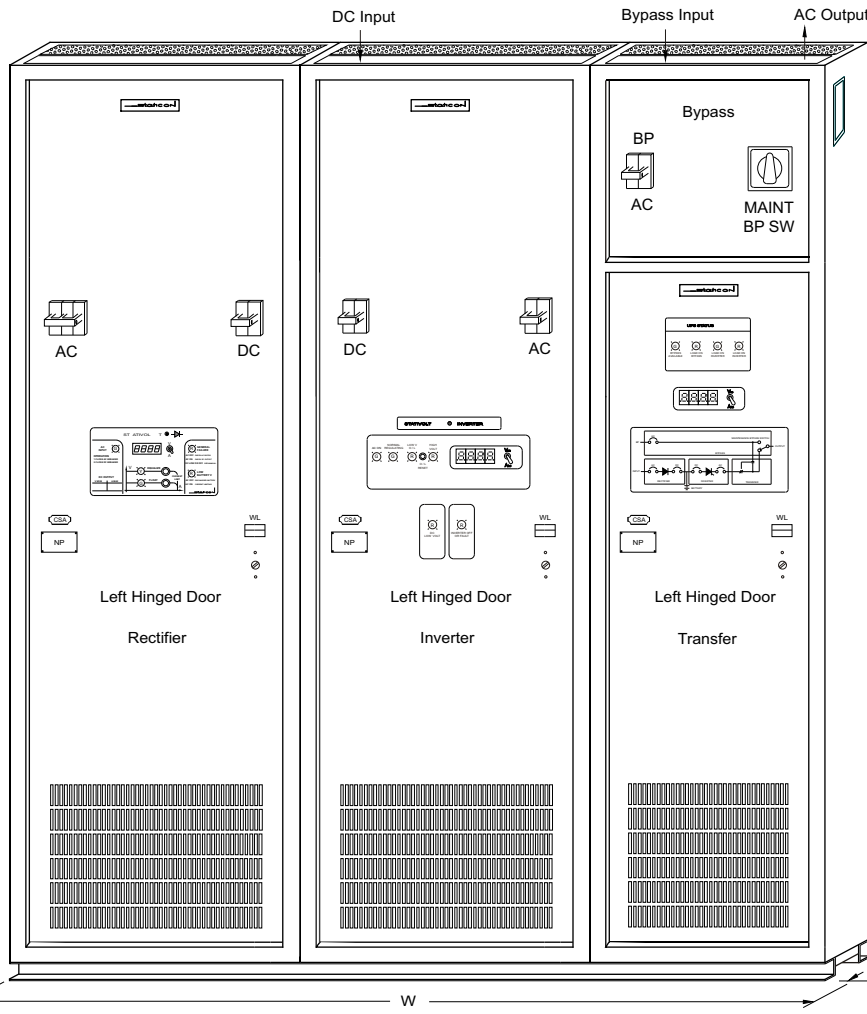
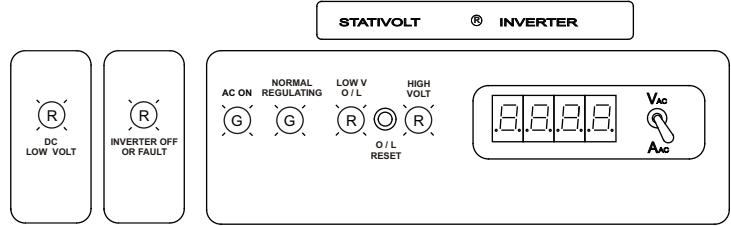
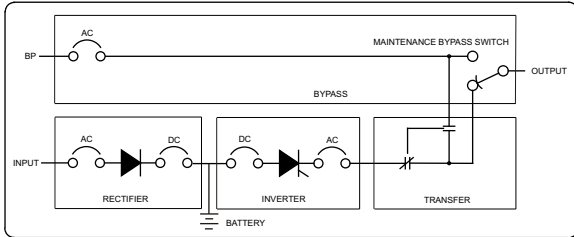
Dual Redundant Systems

Parallel UPS systems (2 parallel rectifier-inverter strings combined with one transfer) are 2x the width and weight shown here.



Output kVA	Cabinet Style	Dimensions mm (in)			Weight kg (lb)
		H	W	D	
50	F3	2057 (81)	2743 (108)	914 (36)	2500 (5512)
60	F3	2057 (81)	2743 (108)	914 (36)	2900 (6393)

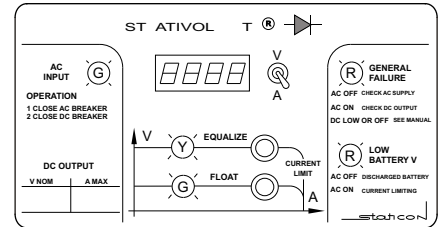
Mimic Diagram



Floor Mount Cabinet (F3)

Storage Batteries

The required, flooded or sealed backup batteries are rack or cabinet mounted externally to these UPS cabinets.

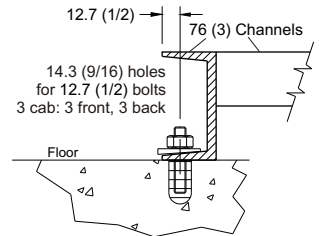


Various charge functions and alarms are available

Rectifier Sizes

Rectifiers are sized to power full inverter load and recharge a 1 hour backup battery. Larger rectifier sizes for longer duration batteries and additional DC loads are available and may increase UPS cabinet dimensions / weights.

View 'B' Anchoring Detail



Notes

- EEMAC / NEMA / CSA indoor type 1 cabinets.
- 14 / 10 gage steel panels / mounting channels.
- Standard finish is ASA 61 grey, baked enamel.
- All access via front door. Top / side cable entry.
- F Cab: 305 / 610 mm (12 / 24 in) rear / top air space required.
- All dimensions in mm (inches).



Scale: Not to scale	Title: StatiVolt, On-Line, No-Break, UPS Systems 50-60 kVA One Phase AC Output Standard Cabinets	
Applications engineering and sales information.	By: rh	Date: May 2008
© Staticon Ltd., 2005-2008	Drawing: upslr_1ph_50-60 kva_cabs_0508 Rev 0	

